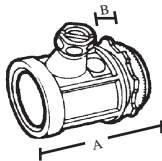
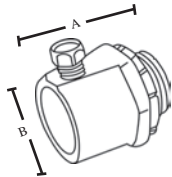


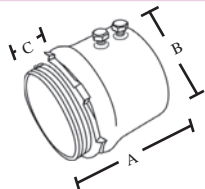
CAT#	A	B	C	D
351	1.31	1.09	2.50	1.78
352	1.43	1.29	2.76	2.13
353	1.95	1.59	3.86	3.17
354	2.26	1.97	4.56	3.25
361	1.31	1.09	2.40	1.80
362	1.47	1.29	2.66	2.14
363	2.80	1.60	3.66	3.16
364	3.13	1.96	5.16	3.24



CAT#	A	B
671	1.34	.39
672	1.44	.45
637	3.08	.92
638	3.37	1.05
639	3.46	1.05
640	3.75	1.05



CAT#	A	B
671S	1.125	1.125
672S	1.25	1.375
673S	1.5	1.625
674S	1.75	2
675S	1.875	2.25
676S	2	2.75



CAT#	A	B	C
637S	3.313	3.563	.750
638S	3.813	4.188	.938
639S	3.938	4.688	.938
640S	4.188	5.188	1.000

2 SCREW

RIGID PULL ELBOWS WITH GASKET

ZINC DIE CAST

TOPAZ CAT #	UPC#	SIZE	UNIT CTN	SHIP CASE	WT/ CASE
351	13510	1/2"	10	100	28
352	13520	3/4"	5	50	17
353	13530	1"	—	25	16
354	13540	1 1/4"	—	20	18

RIGID TO RIGID

351	13510	1/2"	10	100	28
352	13520	3/4"	5	50	17
353	13530	1"	—	25	16
354	13540	1 1/4"	—	20	18

RIGID TO BOX

361	13550	1/2"	10	100	31
362	13560	3/4"	5	50	18
363	13570	1"	—	25	21
364	13580	1 1/4"	—	20	25

RIGID CONNECTORS SET SCREW TYPE

• NO THREAD

ZINC DIE CAST

TOPAZ CAT #	UPC#	SIZE	UNIT CTN	SHIP CASE	WT/ CASE
671	17110	1/2"	50	500	50
672	17120	3/4"	25	250	38
637	16350	2 1/2"	—	12	10
638	16360	3"	—	12	12
639	16370	3 1/2"	—	10	13
640	16380	4"	—	6	9

MALLEABLE IRON

671S	17135	1/2"	25	250	42
672S	17136	3/4"	25	250	22
673S	17137	1"	25	100	27
674S	17138	1 1/4"	5	50	12
675S	17139	1 1/2"	5	50	7
676S	17140	2"	—	20	10

STEEL

637S*	23060	2 1/2"	—	12	17
638S*	23070	3"	—	12	22
639S*	23080	3 1/2"	—	6	15
640S*	23090	4"	—	6	17

*EMT & RIGID



E148716



E148716



1/2"-4" E148716



E148716
1/2"-2"



2 1/2"-4" E148716