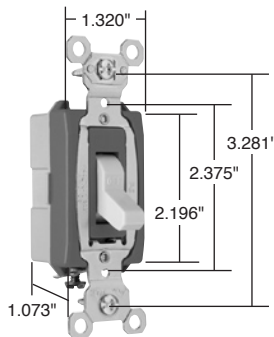
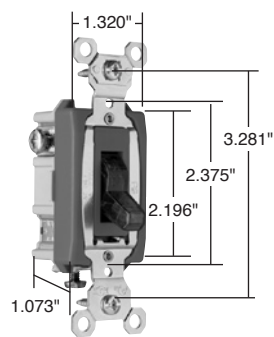


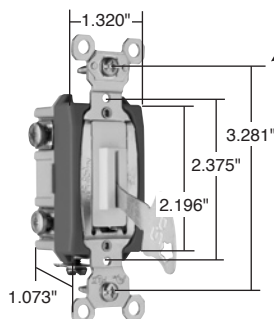
Pass & Seymour



15 & 20 Amp\*



15 & 20 Amp Lighted & Pilot Lighted\*



Locking\*

\*30AC series is 1.437" wide

**Lock Switch Replacement Keys**

(One key furnished with each switch)



**500K**  
Fits new Switches



**1498**

Fits Switches manufactured before 1976

**1498-NT**  
Fits Switches manufactured 1976-present

All devices listed on this page conform to NEMA WD-1 and WD-6.

**Switches**

**Industrial Extra Heavy-Duty Specification Grade Switches**

15, 20 & 30A, 120, 277 & 120/277VAC

**Features**

- External screw-pressure-plate back and side wired. Accepts #14 – #10 AWG copper or copper-clad conductors.
- Heavy-gauge one-piece copper alloy contact arm virtually eliminates contact bounce.
- Cam controls fast “make” and positive “break” to minimize arcing.
- Heavy-duty bumper pads for quiet operation.
- High strength thermoplastic polycarbonate toggle.
- Back body made of glass-reinforced nylon.
- Locking support provides resistance to face and back body separation.
- Oversized silver alloy contacts for long life and better heat dissipation.
- Grounding terminal is standard.
- Shallow design for ease of installation.
- Strap nickel-plated steel with integral ground.
- Auto-ground clip assures positive ground.

Catalog Number				Rating	Color	3rd Party Compliance		
Single Pole	Double Pole	Three-Way	Four-Way	A. VAC		UL	FSUL	CS
<b>Toggle Switches Back &amp; Side Wire</b>								
PS15AC1I	PS15AC2I	PS15AC3I	PS15AC4I	15 120/277	Ivory	•	•	•
PS15AC1W	PS15AC2W	PS15AC3W	PS15AC4W	15 120/277	White	•	•	•
PS15AC1	PS15AC2	PS15AC3	PS15AC4	15 120/277	Brown	•	•	•
PS15AC1GRY	PS15AC2GRY	PS15AC3GRY	PS15AC4GRY	15 120/277	Gray	•	•	•
PS15AC1LA	PS15AC2LA	PS15AC3LA	PS15AC4LA	15 120/277	Light Almond	•	•	•
PS20AC1I	PS20AC2I	PS20AC3I	PS20AC4I	20 120/277	Ivory	•	•	•
PS20AC1W	PS20AC2W	PS20AC3W	PS20AC4W	20 120/277	White	•	•	•
PS20AC1	PS20AC2	PS20AC3	PS20AC4	20 120/277	Brown	•	•	•
PS20AC1GRY	PS20AC2GRY	PS20AC3GRY	PS20AC4GRY	20 120/277	Gray	•	•	•
PS20AC1BK	PS20AC2BK	PS20AC3BK	PS20AC4BK	20 120/277	Black	•	•	•
PS20AC1RED	PS20AC2RED	PS20AC3RED	PS20AC4RED	20 120/277	Red	•	•	•
PS20AC1LA	PS20AC2LA	PS20AC3LA	PS20AC4LA	20 120/277	Light Almond	•	•	•
PS30AC1I	PS30AC2I	PS30AC3I		30 120/277	Ivory	•	•	•
PS30AC1W	PS30AC2W			30 120/277	White	•	•	•
PS30AC1	PS30AC2	PS30AC3		30 120/277	Brown	•	•	•
<b>Lighted Toggle Switches (Lighted when OFF) Back &amp; Side Wire</b>								
PS15AC1CSL		PS15AC3CSL		15 120/277	Clear	•	•	•
PS15AC1ISL		PS15AC3ISL		15 120/277	Ivory	•	•	•
PS15AC1WSL		PS15AC3WSL		15 120/277	White	•	•	•
PS20AC1CSL		PS20AC3CSL		20 120/277	Clear	•	•	•
PS20AC1ISL		PS20AC3ISL		20 120/277	Ivory	•	•	•
PS20AC1WSL		PS20AC3WSL		20 120/277	White	•	•	•
PS20AC1LASL		PS20AC3LASL		20 120/277	Light Almond	•	•	•
<b>Pilot Lighted Switches (Lighted when ON) Back &amp; Side Wire</b>								
PS15AC1CPL		PS15AC3CPL		15 120	Clear	•	•	•
PS15AC1RPL		PS15AC3RPL		15 120	Red	•	•	•
PS20AC1CPL		PS20AC3CPL		20 120	Clear	•	•	•
PS20AC1CPL7				20 277	Clear	•	•	•
PS20AC1RPL		PS20AC3RPL		20 120	Red	•	•	•
PS20AC1RPL7		PS20AC3RPL7		20 277	Red	•	•	•
	PS20AC2CPL			20 120/277	Clear	•	•	•
	PS20AC2RPL			20 120/277	Red	•	•	•
PS30AC1RPL		PS30AC3RPL		30 120	Red	•	•	•
	PS30AC2RPL			30 120/277	Red	•	•	•
<b>Lock Switches (Key can be removed in both positions) Back &amp; Side Wire</b>								
PS15AC1L		PS15AC3L		15 120/277	Gray	•	•	•
PS20AC1IL	PS20AC2IL	PS20AC3IL	PS20AC4IL	20 120/277	Ivory	•	•	•
PS20AC1WL	PS20AC2WL	PS20AC3WL	PS20AC4WL	20 120/277	White	•	•	•
PS20AC1L	PS20AC2L	PS20AC3L	PS20AC4L	20 120/277	Gray	•	•	•
		PS20AC3REDL	PS20AC4REDL	20 120/277	Red	•	•	•
PS20AC1LAL	PS20AC2LAL	PS20AC3LAL	PS20AC4LAL	20 120/277	Light Almond	•	•	•

