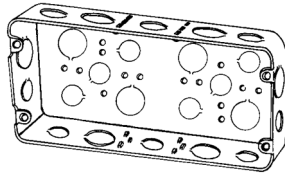


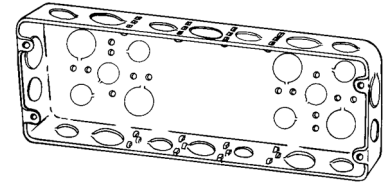
Steel Gang Boxes

GANG BOXES

1⁵/₈" DEEP × 4¹/₂" HIGH
1/2" & 3/4" KOs



TP630



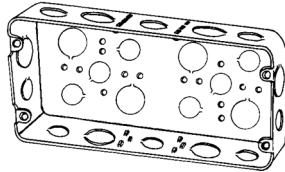
TP640

KNOCKOUTS

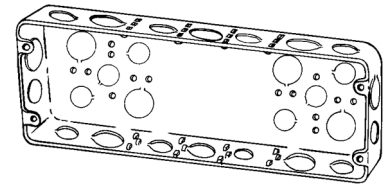
Product Number	Gang	Cubic Inches	Width	Each Side	Each End	Bottom	Std. Unit Pkg.	Wt. Lbs Per 100
TP629	2	45	6 ¹ / ₁₆ "	2-1/2", 2-3/4"	1-1/2", 1-3/4"	3-1/2", 2-3/4"	5	45
TP630	3	58	8 ⁵ / ₈ "	3-1/2", 2-3/4"	1-1/2", 1-3/4"	6-1/2", 4-3/4"	5	58
TP631	4	70	10 ⁷ / ₁₆ "	3-1/2", 3-3/4"	1-1/2", 1-3/4"	6-1/2", 4-3/4"	5	70
TP640	5	85	12 ¹ / ₄ "	4-1/2", 3-3/4"	1-1/2", 1-3/4"	6-1/2", 4-3/4"	1	85
TP641	6	95	14 ¹ / ₁₆ "	4-1/2", 4-3/4"	1-1/2", 1-3/4"	6-1/2", 4-3/4"	1	95

GANG BOXES

2¹/₂" DEEP × 4¹/₂" HIGH
3/4" & 1" KOs



TP871



TP873

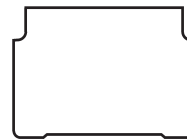
KNOCKOUTS

Product Number	Gang	Cubic Inches	Width	Each Side	Each End	Bottom	Std. Unit Pkg.	Wt. Lbs Per 100
TP870	2	71	6 ¹ / ₁₆ "	2-3/4", 1-1"	1-3/4", 1-1"	3-1/2", 2-3/4"	10	147
TP871	3	90	8 ⁵ / ₈ "	4-3/4", 1-1"	1-3/4", 1-1"	6-1/2", 4-3/4"	10	183
TP872	4	110	10 ⁷ / ₁₆ "	2-3/4", 2-1"	1-3/4", 1-1"	6-1/2", 4-3/4"	5	216
TP873	5	132	12 ¹ / ₄ "	3-3/4", 2-1"	1-3/4", 1-1"	6-1/2", 4-3/4"	5	263
TP874	6	150	14 ¹ / ₁₆ "	3-3/4", 3-1"	1-3/4", 1-1"	6-1/2", 4-3/4"	5	282

GANG BOX PARTITIONS



TP876



TP877

Product Number	Description	Std. Unit Pkg.	Wt. Lbs. Per 100
TP876	For 1 ⁵ / ₈ " Deep Box	25	19
TP877	For 2 ¹ / ₂ " Deep Box	50	24