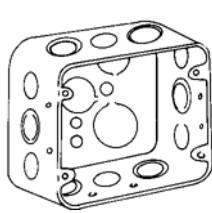


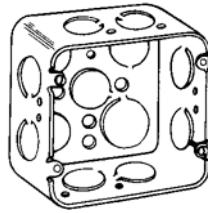
Steel Square Boxes

Steel Boxes

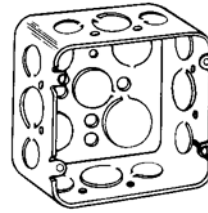
4¹¹/₁₆" SQUARE OUTLET BOXES – 42.0 CUBIC INCH CAPACITY 2¹/₈" DEEP WITH CONDUIT KOs



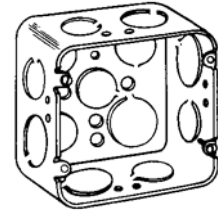
TP563



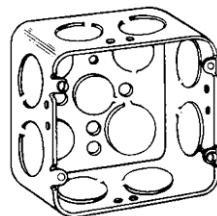
TP554
TP842*



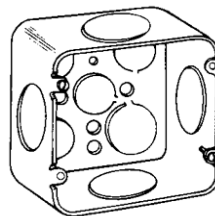
TP556
TP832*



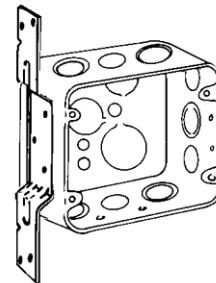
TP558
TP835*



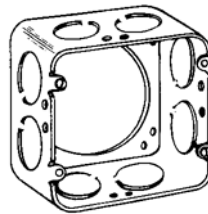
TP560
TP836*



TP562



TP557



TP564
TP837*

* For Air Plenum (No Mounting Holes)

Product Number	Brackets	KNOCKOUTS			Std. Unit Pkg.	Wt. Lbs. Per 100
		Sides	Bottom			
TP563	—	6-1/2", 6-1/2" & 3/4"-C	3-1/2", 2-3/4"	25	104	
TP554	—	8-3/4"	3-1/2", 2-3/4"	25	104	
TP556	—	8-1/2", 4-3/4"	3-1/2", 2-3/4"	25	104	
TP558	—	4-3/4", 4-1"	3-1/2", 2-3/4"	25	104	
TP560	—	8-1"	3-1/2", 2-3/4"	25	104	
TP562	—	4-1-1/4"	3-1/2", 2-3/4"	25	104	
TP557	"VS"	4-1/2", 5-1/2" & 3/4"C	3-1/2", 2-3/4"	25	120	
Air Plenum						
TP835*	—	4-3/4", 4-1"	3-1/2", 2-3/4"	25	115	
TP836*	—	8-1"	3-1/2", 2-3/4"	25	115	
TP842*	—	12-3/4"	3-1/2", 2-3/4"	25	115	
TP832*	—	8-1/2", 4-3/4"	3-1/2", 2-3/4"	25	115	
4 ¹¹ / ₁₆ " SQUARE EXTENSION RING						
TP564	—	8-1/2", 4-3/4"	—	25	84	
Air Plenum						
TP837*	—	8-1/2", 4-3/4"	—	25	115	

Note: TP837 requires the use of TP852, purchased separately.