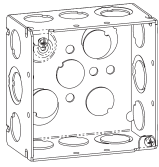


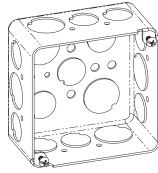
Steel Square Boxes

Steel Boxes

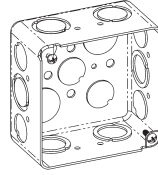
4" SQUARE OUTLET BOXES – 30.3 CUBIC INCH CAPACITY 2 1/8" DEEP WITH CONDUIT KOs



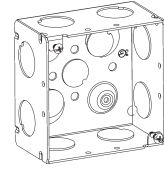
TP432
TP436
TP840*



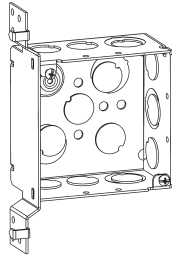
TP434



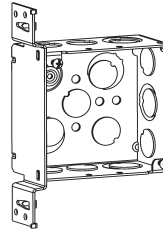
TP438
TP831*



TP403



TP437



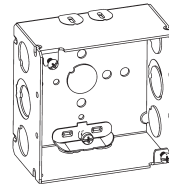
TP451

* For Air Plenum (No Mounting Holes)

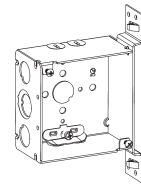
KNOCKOUTS

Product Number	Bracket	Description	Sides	Bottom	Std. Unit Pkg.	Wt. Lbs. Per 100
TP403	—	Welded	8-1/2", 4-1/2" & 3/4"-E	2-1/2", 2-1/2" & 3/4"E	25	84
TP432	—	Welded	8-3/4"	2-1/2", 2-1/2" & 3/4"E	25	84
TP436	—	Welded	8-1"	2-1/2", 2-1/2" & 3/4"E	25	84
TP434	—	Drawn	8-1/2", 4-3/4"	3-1/2", 2-3/4"	25	84
TP438	—	Drawn	4-1/2", 6-1/2" & 3/4"-C	3-1/2", 2-3/4"	25	84
TP451	"VMS"	Welded	6-1/2", 3-1/2" & 3/4"-E	2-1/2", 2-1/2" & 3/4"E	25	96
TP437	"VP"	Welded	6-1/2", 3-1/2" & 3/4"-E	2-1/2", 2-1/2" & 3/4"E	25	98
Air Plenum						
TP831*	—	Drawn	8-1/2", 4-3/4"	3-1/2", 2-3/4"	25	90
TP840*	—	Drawn	8-3/4"	3-1/2", 2-3/4"	25	90

2 1/8" DEEP – 30.3 CUBIC INCH CAPACITY FOR NONMETALLIC CABLE CLAMPS



TP450



TP452

KNOCKOUTS

Product Number	Bracket	Description	Sides	Bottom	Std. Unit Pkg.	Wt. Lbs. Per 100
TP450	—	Welded	4-Cable, 4-1/2", 2-1/2" & 3/4"-E	1-1/2"	25	90
TP452	"VMS"	Welded	4-Cable, 2-1/2", 1-1/2" & 3/4"-E	1-1/2"	25	104