

Rigid/Intermediate Grade Conduit Fittings












- Conduit Bushed Nipples
- 90° Pull Elbows
- Offset Conduit Nipples

- Knockout Snap-In Blanks
- Push Plugs

Rigid Intermediate








CONDUIT BUSHED NIPPLES – DIE CAST ZINC

Non-Insulated
UL File No. E-19189








	Cat. #	Size	Unit Quantity	Standard Package	Weight Lbs. Per 100
	50D	1/2"	100	1000	4
	51D	3/4"	50	500	5
	52D	1"	25	250	10
	53D	1 1/4"	25	100	11
	54D	1 1/2"	25	100	20
	55D	2"	10	40	30
	56D	2 1/2"	10	40	40
	57D	3"	10	40	49
	58D	3 1/2"	10	40	68
	59D	4"	5	20	70

90 DEGREE PULL ELBOWS – MALLEABLE IRON

(Gasketed – Liquidtight)
Male To Female




	Cat. #	Size	Unit Quantity	Standard Package	Weight Lbs. Per 100
	810	1/2"	20	100	34
	811	3/4"	10	50	56
	812	1"	5	25	88
	813	1 1/4"	2	10	92
	814	1 1/2"	2	10	200
	815	2"	1	5	344

Female To Female
UL File No. E-19189






	Cat. #	Size	Unit Quantity	Standard Package	Weight Lbs. Per 100
	820	1/2"	20	100	36
	821	3/4"	10	50	49
	822	1"	5	25	94
	823	1 1/4"	2	10	140
	824	1 1/2"	2	10	200
	825	2"	1	5	344

90 DEGREE PULL ELBOWS – DIE CAST ZINC






(Gasketed – Liquidtight)
Male To Female; Combination Rigid and EMT
UL File No. E-19189

	Cat. #	Size	Unit Quantity	Standard Package	Weight Lbs. Per 100
	810DC	1/2"	10	100	31
	811DC	3/4"	5	50	31








Female To Female; Combination Rigid and EMT
UL File No. E-19189

	Cat. #	Size	Unit Quantity	Standard Package	Weight Lbs. Per 100
	820DC	1/2"	10	100	28
	821DC	3/4"	5	50	35
	822DC	1"	5	25	64
	823DC	1 1/4"	2	20	66








OFFSET CONDUIT NIPPLES – MALLEABLE IRON

	Cat. #	Size	Unit Quantity	Standard Package	Weight Lbs. Per 100
	300	1/2"	25	100	24
	301	3/4"	25	100	34
	302	1"	10	50	49
	303	1 1/4"	10	50	54












OFFSET CONDUIT NIPPLES – DIE CAST ZINC

	Cat. #	Size	Unit Quantity	Standard Package	Weight Lbs. Per 100
	300DC	1/2"	10	100	9
	301DC	3/4"	10	100	15
	302DC	1"	10	100	21
	303DC	1 1/4"	5	50	33
	304	1 1/2"	5	50	40
	305	2"	2	20	65

KNOCKOUT SNAP-IN BLANKS – STEEL

	Cat. #	Size	Unit Quantity	Standard Package	Weight Lbs. Per 100
	335	1/2"	100	1000	2
	336	3/4"	100	1000	2
	337	1"	50	500	2
	338	1 1/4"	50	250	3
	339	1 1/2"	25	250	5
	340	2"	20	200	7

PUSH PLUGS – PLASTIC*

	Cat. #	Size	Unit Quantity	Standard Package	Weight Lbs. Per 100
	PPC-50	1/2"	100	1000	1
	PPC-75	3/4"	100	1000	1
	PPC-100	1"	50	500	1
	PPC-125	1 1/4"	50	200	1
	PPC-150	1 1/2"	25	100	1
	PPC-200	2"	25	100	1
	PPC-250	2 1/2"	—	100	2
	PPC-300	3"	—	100	3
	PPC-350	3 1/2"	—	50	6
	PPC-400	4"	—	50	8

*Temperature Rating: 180° – 200°F
Tensile Strength: 600 – 2300 PSI