

# Advantage Exhaust Fan/Light Series


**The Advantage Exhaust Fan and Fan/Light Series provide economical ventilation for bathrooms and utility rooms.**

The stylish grill designs fit in with all decors. Fan/Light combinations feature a high impact polycarbonate lens that allows for easy relamping and the fan and light can be wired to operate separately. All units are HVI2100 Certified and UL Listed for installation over a tub or shower on a GFCI circuit.

## COMBINATION FAN/LIGHT SERIES FEATURES

- 26 watt maximum, High Efficacy compact fluorescent 4 pin quad tube lamp, compliant with California Title 24 Residential Lighting Standard (lamp not included) (Models ASF50, ASF70, ASF90, ASF120)
- Bright 100 watt maximum standard bulb (bulb not included) (Models ASLC50, ASLC70, ASLC90, ASLC120)
- Installs using the included adjustable hanging brackets or through the keyhole slots of the housing and are available in contractor packs (4 housings and 4 mbgs)(see page 15 for details)

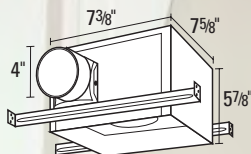
**Models: ASLC50, ASF50, ASLC70, ASF70, ASLC90, ASF90, ASLC120, ASF120**



## Advantage Exhaust Fan/Light Series

MODEL	DESCRIPTION	EXHAUST CAPACITY	DUCT SIZE	AMPS	HVI CFM/SONES @ .1 WG
ASLC50	Exhaust Fan/Light	45 - 60 sq. ft.	4"	1.40	50/3.0
ASF50	Exhaust Fan/Fluorescent Light	45 - 60 sq. ft.	4"	.70	50/3.0
ASLC70	Exhaust Fan/Light	65 - 85 sq. ft.	4"	1.60	70/4.0
ASF70	Exhaust Fan/Fluorescent Light	65 - 85 sq. ft.	4"	.90	70/4.0
ASLC90	Exhaust Fan/Light	80 - 110 sq. ft.	4"	1.30	90/2.5
ASF90	Exhaust Fan/Fluorescent Light	80 - 110 sq. ft.	4"	.56	90/2.5
ASLC120	Exhaust Fan/Light	110 - 150 sq. ft.	4"	1.85	120/4.0
ASF120	Exhaust Fan/Fluorescent Light	110 - 150 sq. ft.	4"	1.10	120/4.0

Specifications subject to change. • CFM = cubic feet per minute • Sones = sound level measurement



**ASLC50, ASF50, ASLC70, ASF70, ASLC90, ASF90, ASLC120, ASF120**

## Advantage Exhaust Fan Series

**Models: AS50, AS60, AS70**

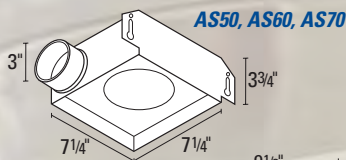
## ADVANTAGE 3" DUCT SERIES FEATURES

- Slim 3 3/4" housing allows fan to be mounted into wall applications
- Easily installs using the double thick keyhole mounting tabs and are available in contractor packs (6 housings and 6 mbgs)(see page 15 for details)


## ADVANTAGE 4" DUCT SERIES FEATURES

- Easily installs using the included adjustable hanging brackets and are available in contractor packs (4 housings and 4 mbgs)(see page 15 for details)

**Models: AS90, AS120**



**AS50, AS60, AS70**



## Advantage Exhaust Fan Series

MODEL	DESCRIPTION	EXHAUST CAPACITY	DUCT SIZE	AMPS	HVI CFM/SONES @ .1 WG
AS50	Advantage Exhaust Fan	45 - 60 sq. ft.	3"	.57	50/3.0
AS60	Advantage Exhaust Fan	55 - 75 sq. ft.	3"	.57	60/4.0
AS70	Advantage Exhaust Fan	65 - 85 sq. ft.	3"	1.20	70/5.0
AS90	Advantage Exhaust Fan	80 - 110 sq. ft.	4"	.45	90/2.5
AS120	Advantage Exhaust Fan	110 - 150 sq. ft.	4"	.85	120/4.0

Specifications subject to change. • CFM = cubic feet per minute • Sones = sound level measurement

**AS90, AS120**

